



LAKUNA

PROFESSIONAL HOTEL SUPPLY

OEM/ODM

Tel : 0086 173 6968 7213

E-mail : sales@yiwulakuna.com / sales@deborashop.com

Website : www.yiwulakuna.com / www.deborashop.com

Add : Room 71049 ,5th floor , District 5,
Yiwu International Trade Market,Yiwu,Zhejiang, China.

Website



Wechart



Whatsapp





15⁺

Years of experience

20.000m²

Plant area

130⁺

Employee

70⁺

Country and region

COMPANY PROFILE

Established in 2018, our journey began with a commitment to redefine the standards of comfort, style, and functionality. Over the past five years, we have navigated the global landscape, accumulating invaluable experience in the international field. Our success is underscored by meaningful collaborations with esteemed international brands, a testament to our dedication to delivering quality without compromise.

OUR WORKSHOP



professional



service



health



live

COOPERATIVE BRAND



WHY CHOOSE US



LAKUNA

Global Expertise

With five years of international experience, we bring a global perspective to every product and service we offer.



LAKUNA

Strategic Collaborations

Our partnerships with esteemed international brands signify our commitment to offering top-tier, quality products.



LAKUNA

Unparalleled Selection

From Hotel Supply to Household and Lifestyle products, our curated collections represent the pinnacle of style and functionality.



LAKUNA

Innovation and Quality

We are driven by a passion for innovation and a commitment to delivering products of the highest quality, ensuring our clients stay ahead in style and functionality.



Welcome to the world of DEBORA, where indulgence meets relaxation, and every moment becomes a sensorial experience. DEBORA is not just a brand; it's a commitment to transforming your hotel stay into a luxurious retreat for your senses. Immerse yourself in the essence of DEBORA, where we redefine hospitality through our exquisite range of liquid amenities.



COOL WATER



COOL WATER SHAMPOO

Description

Tube bottle
Color&Design: Solid White & Black Logo
Cap: Flip-top cap
Capacity:40ml
CODE:C/SH40



COOL WATER SHOWER GEL

Description

Tube bottle
Color&Design: Solid White & Black Logo
Cap: Flip-top cap
Capacity:40ml
CODE:C/SG40



COOL WATER SHAMPOO

Description

Pump dispenser Bottle can use with bracket
Color&Design: Solid White & Black Logo
Capacity:300ml
CODE:C/SH300



COOL WATER SHOWER GEL

Description

Pump dispenser Bottle can use with bracket
Color&Design: Solid White & Black Logo
Capacity:300ml
CODE:C/SG300



COOL WATER SHAMPOO

Description

Jerry Cane
Color&Design: Solid White & Black Logo sticker
Capacity: 5 Litter
CODE:C/SH5000



COOL WATER CONDITIONER

Description

Jerry Cane
Color&Design: Solid White & Black Logo sticker
Capacity: 5 Litter
CODE:C/CO5000



COOL WATER BODY LOTION

Description

Jerry Cane
Color&Design: Solid White & Black Logo sticker
Capacity: 5 Litter
CODE:C/BL5000



COOL WATER HAND WASH

Description

Jerry Cane
Color&Design: Solid White & Black Logo sticker
Capacity: 5 Litter
CODE:C/HW5000

TEA TREE



TEA TREE SHAMPOO

Description

Tube bottle
Color&Design: Solid White & Black Logo
Cap: Flip-top cap
Capacity:40ml
CODE:T/SH40



TEA TREE CONDITIONER

Description

Tube bottle
Color&Design: Solid White & Black Logo
Cap: Flip-top cap
Capacity:40ml
CODE:T/CO40



TEA TREE SHAMPOO

Description

Pump dispenser Bottle can use with bracket
Color&Design: Solid White & Black Logo
Capacity:300ml
CODE:T/SH300



TEA TREE CONDITIONER

Description

Pump dispenser Bottle can use with bracket
Color&Design: Solid White & Black Logo
Capacity:300ml
CODE:T/CO300



TEA TREE SHAMPOO

Description

Jerry Cane
Color&Design: Solid White & Black Logo sticker
Capacity: 5 Litter
CODE:T/SH5000



TEA TREE CONDITIONER

Description

Jerry Cane
Color&Design: Solid White & Black Logo sticker
Capacity: 5 Litter
CODE:T/CO5000



TEA TREE BODY LOTION

Description

Jerry Cane
Color&Design: Solid White & Black Logo sticker
Capacity: 5 Litter
CODE:T/BL5000



TEA TREE HAND WASH

Description

Jerry Cane
Color&Design: Solid White & Black Logo sticker
Capacity: 5 Litter
CODE:T/HW5000

LAVENDER



LAVENDER SHAMPOO

Description

Tube bottle
Color&Design: Solid White & Black Logo
Cap: Flip-top cap
Capacity:40ml
CODE:L/SH40



LAVENDER CONDITIONER

Description

Tube bottle
Color&Design: Solid White & Black Logo
Cap: Flip-top cap
Capacity:40ml
CODE:L/CO40



LAVENDER SHAMPOO

Description

Pump dispenser Bottle can use with bracket
Color&Design: Solid White & Black Logo
Capacity:300ml
CODE:L/SH300



LAVENDER CONDITIONER

Description

Pump dispenser Bottle can use with bracket
Color&Design: Solid White & Black Logo
Capacity:300ml
CODE:L/CO300



LAVENDER SHAMPOO

Description

Jerry Cane
Color&Design: Solid White & Black Logo
sticker
Capacity: 5 Litter
CODE:L/SH5000



LAVENDER CONDITIONER

Description

Jerry Cane
Color&Design: Solid White & Black Logo
sticker
Capacity: 5 Litter
CODE:L/CO5000



LAVENDER BODY LOTION

Description

Jerry Cane
Color&Design: Solid White & Black Logo
sticker
Capacity: 5 Litter
CODE:L/BL5000



LAVENDER HAND WASH

Description

Jerry Cane
Color&Design: Solid White & Black Logo
sticker
Capacity: 5 Litter
CODE:L/HW5000

SICILY CAMELLIA



SICILY CAMELLIA SHAMPOO

Description

Tube bottle
Color&Design: Solid White & Black Logo
Cap: Flip-top cap
Capacity:40ml
CODE:SC/SH40



SICILY CAMELLIA CONDITIONER

Description

Tube bottle
Color&Design: Solid White & Black Logo
Cap: Flip-top cap
Capacity:40ml
CODE:SC/CO40



SICILY CAMELLIA SHAMPOO

Description

Pump dispenser Bottle can use with bracket
Color&Design: Solid White & Black Logo
Capacity:300ml
CODE:SC/SH300



SICILY CAMELLIA CONDITIONER

Description

Pump dispenser Bottle can use with bracket
Color&Design: Solid White & Black Logo
Capacity:300ml
CODE:SC/CO300



SICILY CAMELLIA SHAMPOO

Description

Jerry Cane
Color&Design: Solid White & Black Logo
sticker
Capacity: 5 Litter
CODE:SC/SH5000



SICILY CAMELLIA CONDITIONER

Description

Jerry Cane
Color&Design: Solid White & Black Logo
sticker
Capacity: 5 Litter
CODE:SC/CO5000



SICILY CAMELLIA BODY MOISTURISER

Description

Jerry Cane
Color&Design: Solid White & Black Logo
sticker
Capacity: 5 Litter
CODE:SC/BM5000



SICILY CAMELLIA HAND WASH

Description

Jerry Cane
Color&Design: Solid White & Black Logo
sticker
Capacity: 5 Litter
CODE:SC/HW5000



DRY AMENITIES



Our supply offers a comprehensive range of dry amenities to enhance the comfort and convenience of your guests' stay.

From essential sewing kits for quick fixes to discreet sanitary bags and all-encompassing vanity kits and many more, each product is designed with the discerning traveler in mind.





DRY AMENITIES




HOTEL BAMBOO AMENITIES KIT



RETURN TO NATURE

Made with natural bamboo after curing at high temperatures and removal of consisting sugars and carbide mould. The bamboo amenities are then polished and painted to avoid any discoloration.




BAMBOO TOOTHBRUSH

BIODEGRADABLE

ECO FRIENDLY

NATURAL



BAMBOO TOOTHBRUSH

- Biodegradable
- Eco Friendly
- Natural



HOTEL BAMBOO AMENITIES ITEMS



Coat Hangers



Bamboo Comb



Bamboo Charcoal



Bamboo Soap Holder



Bamboo Paddle Comb

BEDDING SETS



NO.CP-LK1061



Yarn Count	40*40 250 TC	40*40 280 TC	60*40 300 TC	60*60 330 TC	60*80 400 TC
Density	130*105	130*114	176*120	176*156	176*(120+120)
Composition	100% Cotton				
Design	3cm stripes				
Finished Product	Duvet cover: clear tangent line overlap, opener at middle of bottom. Pillowcase: clear tangent line overlap, opener at 2/8 of bottom. Bed sheet: 4 edge size 1cm hem, excellent stitch.				

BEDDING SETS



NO.CP-LK1062



Yarn Count	100*80	100*120	100*140	100*140	100*140
Density	600T	800T	1000T	1200T	1500T
Composition	100% Cotton				
Finished Product	<p>1.Duvet cover:clear tangent line overlap, opener at middle of bottom. 2.Pillowcase:clear tangent line overlap, opener at 2/8 of bottom. 3.Bed sheet: 4 edge size 1cm hem, excellent stitch.</p>				

BEDDING SETS



Yarn Count	60*40	60*60	40*40
Density	173*120	173*156	173*85
Composition	100% Cotton		
Design	Feather flower, Water ripple, Customizable hotel logo		
Finished Product	<p>1. Duvet cover: clear tangent line overlap, opener at middle of bottom.</p> <p>2. Pillowcase: clear tangent line overlap, opener at 2/8 of bottom.</p> <p>3. Bed sheet: 4 edge size 1cm hem, excellent stitch.</p>		

BEDDING SETS



NO.CP-LK1067



Yarn Count	60*40	60*60
Density	175*120	175*(90+90)
Composition	100% cotton/80% cotton 20%polyester fiber (optionals)	100% Cotton
Design	Crystal Love(Custom designs MOQ is more than 100 sets, delivery date is more than 30 days)	
Finished Product	<ol style="list-style-type: none"> 1.Duvet cover: Inseam overlap, open at the middle of bottom,exquisite stitch 2.PillowcaseA: Inseam overlap, open at 2/8 of back, exquisite stitch 3.PillowcaseB: Inseam lockrand, no overlap, exquisitie stitch 4.Bedsheet: 1cm hem at 3 sides, 2cm hem at bottom, exquisite stitch 	

BEDDING SETS



NO.CP-LK2032

Material	133*100s down like feather
Filling	Fill in down like feather
Craft	Double stitch, Diamond exquisite fine quilting



NO.CP-LK2033

Material	Down proof embossing
Filling	Goose down like feather
Craft	New product standard; Wrapseam stitch, four square delicate elaborate quilting

BEDDING SETS



NO.CP-LK2034


Material	100% cotton flannel
Filling	Fill in down like feather
Craft	New product standard; Wrapseam stitch, Four square delicate elaborate quilting





NO.CP-LK2035

Material	Down proof embossing
Filling	Goose down like feather
Craft	New product standard; Wrapseam stitch, four square delicate elaborate quilting


PILLOW


Picture	code	Name	Size	Filling	Weight
	ZX5101A	Microfiber Pillow	48*78	Microfiber	1100g
	ZX5101B	Microfiber Pillow	50*80	Microfiber	1200g


Picture	code	Name	Size	Filling	Weight
	ZX5102	Solid With double Piping Microfiber Pillow	50*80	Microfiber	1300g

Picture	code	Name	Size	Filling	Weight
	ZX5103	Cassia Seed Pillow	45*75	Microfiber and straw	1050g

PILLOW

Picture	code	Name	Size	Filling	Weight
	ZX5105	Goose-down Like Pillow	45*75	Import super soft goose-down like	1250g

Picture	code	Name	Size	Filling	Weight
	ZX5106	Goose-down Like Pillow	50*80	Import super soft goose-down like	1250g

Picture	code	Name	Size	Filling	Weight
	ZX5107	Microfiber Pillow	45*70	Microfiber	900g
	ZX5108	Microfiber Pillow	48*78	Microfiber	1300g

MATTRESS PROTECTOR



QUALITY FIRST

Strictly adhere to high standards of industry requirement, high quality, advanced technology fashionable design, five-star hotel quality. Now the people are getting high regarding the life quality request.



Size \ NO.	HD3101	Hd3102	Weight
200*200	2-4cm white duck feather	With 5% White Duck down	6200g
180*200			5580g
150*200			4650g
120*200			3720g
11ply down comforter , filling duck down&feather 1550g/m2, fabric 40*40 /133*100 down-proof fabric			

Size \ NO.	HD3103	HD3104	HD3105	Weight
200*200	30% white Duck down	40% white Duck down	50% white Duck down	6400g
180*200				5760g
160*200				5120g
150*200				4800g
120*200				3840g
2ply comforter mattress, upper fill with 100g/m2 white duck down, under fill with 2-4cm 1500g/m2 white duck feather, fabric 40*40/133*100 down proof fabric				

MATTRESS PROTECTOR



NO.CP-HD3200

NO.CP-HD3300

Material	110*90TG
Filling	Microfiber
Craft	Sewing standards, sewing on the 3 stitch 5 lines, four corners uniform heating of imported 3cm rubber band.

Material	85g/m2 polyester
Filling	Environmental setting cotton
Craft	Machine tipping, double stitch, seam

TOWELS



NO.CP-MJ8200

Hand Towel 30*30cm,50g;33*33cm,60g
Face Towel 35*75cm,120g,150g;
 40*80m,180g

Bath Towel 70*140cm,500g,600g;
 80*150cm,700g;80*160cm,800g

Style Plain
Yarn Count 21S,32S
Material 100% Cotton



NO.CP-MJ8300

Hand Towel 30*30cm,50g;33*33cm,60g
Face Towel 35*75cm,120g,150g;
 40*80m,180g

Bath Towel 70*140cm,500g,600g;
 80*150cm,700g;80*160cm,800g

Style Plain
Yarn Count 16S
Material 100% Cotton

TOWELS



NO.CP-MJ8500

Hand Towel 30*30cm,50g;33*33cm,60g
Face Towel 35*75cm,120g,150g;
40*80m,180g
Bath Towel 70*140cm,500g,600g;
80*150cm,700g;80*160cm,800g
Style Jacquard
Yarn Count 21S,32S
Material 100% Cotton



NO.CP-MJ8600

Hand Towel 30*30cm,50g;33*33cm,60g
Face Towel 35*75cm,120g,150g;
40*80m,180g
Bath Towel 70*140cm,500g,600g;
80*150cm,700g;80*160cm,800g
Style Terry /Terry jacquard
Yarn Count 16S
Material 100% Cotton

BATHROBE



Product code	Product	Size	Craft	Yarn count	Weight
YP9601	Bathrobe	Free size	Small Check waffle	21	700
YP9602			Middle Check waffle	21	750
YP9603			Outside Waffle, inside terry	21	1200
YP9604			Outside Waffle, inside velvet	21	1300
YP9605			Outside Waffle, inside velvet	21	1400
YP9606			Outside Waffle jacquard inside velvet	21	1300
YP9607			Knited spandex waffle	21	700

BATHROBE



Product code	Product	Size	Craft	Yarn count	Weight
YP9701	Bathrobe	Free size	One side velet	21	1000
YP9702			One side veliet	32	1050
YP9703			One side cveket	32	1100
YP9704			One side veliet	32	1200
YP9705			Check velvet	32	1100
YP9706			Two-side terry fleece	32	1000

BATH MAT



NO.CP-DJ9100



NO.CP-DJ9200



NO.CP-DJ9300

SLIPPER



Product	Slipper (Open or Close Toe)		
Material	Cotton with Foam Sole or Polyester Velour with EVA Sole		
Size	10x28cm, 11x29cm, 12x30cm etc		
MOQ	5000 Pairs	Color	Plain White or Made to Order
Personalising Service	Customer's Name Label or Logo by embroidery or print technique		

TABLECLOTH



One Set	Table Cloth		
Material	100% Cotton, or Polycotton		
Weight	Made to Order		
Size	Made to Order		
MOQ	100 Sets	Color	Plain White or Made to Order
Personalising Service	All LAKUNA's table cloth fabric can be produced as napkin, chair cover, place mat ,apron,etc.		

TABLECLOTH



Product	Table Cloth		
Material	100% Cotton ,Polycotton or Polyester Fabric		
Size	Made to Order		
MOQ	100 Sets	Color	Plain White or Made to Order
Remark	All LAKUNA's table cloth fabric can be produced as napkin, chair cover, place mat ,apron,etc.		

CHAIRCOVER



Product	Chair Cover Cloth		
Material	Spandex or Polyester Fabric		
Size	Total Height: 93cm, Seat Height: 45cm, Seat Width: 40cm, Seat Depth: 42cm, Backrest Width: 44cm		
MOQ	100 Sets	Color	Plain White or Made to Order
Remark	All LAKUNA's table cloth fabric can be produced as napkin, chair cover, place mat ,apron,etc.		

NAPKIN


RESTAURANT & EVENT



Product	Napkin		
Material	100% Cotton, Polycotton or Polyester		
Size	50cm x 50cm, or Made to Order		
MOQ	200 Pieces	Color	Plain White or Made to Order
Remark	All LAKUNA's table cloth fabric can be produced as napkin, chair cover, place mat ,apron,etc.		

PIA CE MAT

RESTAURANT & EVENT



Product	Napkin		
Material	100% Cotton, Polycotton or Polyester		
Size	50cm x 50cm, or Made to Order		
MOQ	200 Pieces	Color	Plain White or Made to Order
Remark	All LAKUNA's table cloth fabric can be produced as napkin, chair cover, place mat ,apron,etc.		

CHEF UNIFORM



CU110Z0200F /White



上衣CU110Z0201F /White contrast black



CU110Z0200F /White



CU110Z0100F /Black U311S0200C /White

CHEF UNIFORM



M-5XL

T65
C35

150G

CU110D0201E
White contrast black



M-3XL

T65
C35

150G

CU110D0401E
Wine red contrast black



CU110D0104E
Black contrast wine red



M-5XL

T65
C35

230G

CU110C0201A
White contrast black



M-3XL

T65
C35

230G

CU110C0401A
Wine red contrast black



CU110C0104A
Black contrast wine red

CHEF UNIFORM



M-5XL
T27
C73
150G

Back



CU1108D132000AL /hite Gray

CU1108D120000AL /Black



Ice cool series:

CU1108D

CU1108D132000AL WhiteGray

CU1108D120000AL Black



CHEF UNIFORM





Outer Body
304 Stainless Steel

ELECTRIC KETTLE

Model: H1263
Voltage: 220-240V
Capacity: 0.6L
Hertz: 50-60Hz
Power: 1000-1200W



ELECTRIC KETTLE

Model: H1208
Voltage: 220-240V
Capacity: 0.8L
Hertz: 50-60Hz
Power: 800-1000W



ELECTRIC KETTLE

Model: H1202 Matt
Voltage: 220-240V
Capacity: 1.2L
Hertz: 50-60Hz
Power: 1350-1600W



ELECTRIC KETTLE

Model: H08815 Matt
Voltage: 220-240V
Capacity: 0.8L
Hertz: 50-60Hz
Power: 1000-1200W



ELECTRIC KETTLE

Model: K1206-1
Voltage: 220-240V
Capacity: 1.0L
Hertz: 50-60Hz
Power: 1000-1200W



ELECTRIC KETTLE

Model: H1202B Matt
Voltage: 220-240V
Capacity: 1.2L
Hertz: 50-60Hz
Power: 1800-2000W



2-LAYER ANTI-SCALD DESIGN

Inner Body
304 Stainless Steel

Outer Body
Anti-scald PP Plastic

ELECTRIC KETTLE

Model: H1262
Voltage: 220-240V
Capacity: 0.6L
Hertz: 50-60Hz
Power: 1000-1200W



ELECTRIC KETTLE

Model: H1268
Voltage: 220-240V
Capacity: 0.8L
Hertz: 50-60Hz
Power: 1000-1200W



ELECTRIC KETTLE

Model: H2002
Voltage: 220-240V
Capacity: 1.2L
Hertz: 50-60Hz
Power: 1350-1600W



ELECTRIC KETTLE

Model: H08805
Voltage: 220-240V
Capacity: 0.8L
Hertz: 50-60Hz
Power: 1000-1200W



ELECTRIC KETTLE

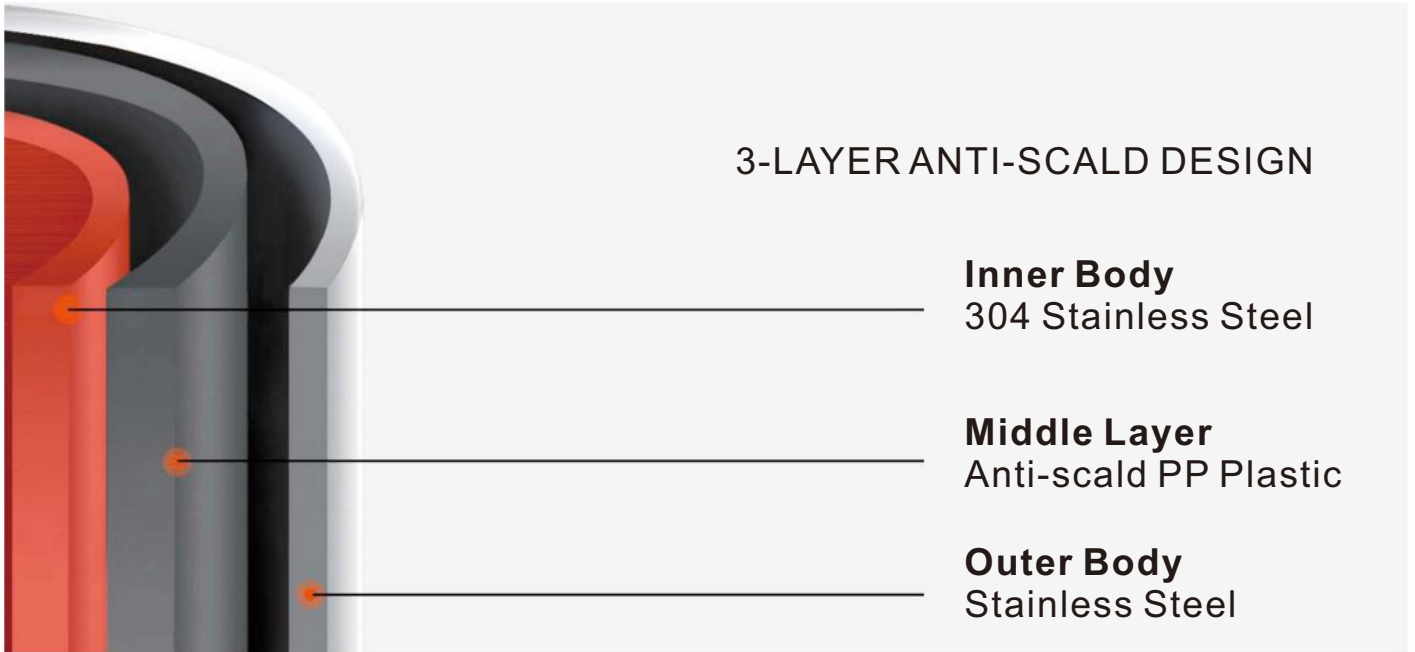
Model: K81
Voltage: 220-240V
Capacity: 0.8L
Hertz: 50-60Hz
Power: 1000-1200W



ELECTRIC KETTLE

Model: H1205/H1206
Voltage: 220-240V
Capacity: 1.2L
Hertz: 50-60Hz
Power: 1000-1200W





ELECTRIC KETTLE

3-layer anti-scald design
304 stainless steel

Model / K85



• 304 stainless steel • Strix

Voltage: 220-240V Capacity: 0.8L
Hertz: 50-60Hz Power: 1000-1200W
Product size: 168x145x230mm

CE CB



K85 MATT



K85 GOLDEN

Tray Model-A

Material	Melamine
Size	345x315x22.5mm



Black



White



A-H0881S Mat(1.2L,1000W)



A-H2002 Black(1.2L,1350W)




A-H2002 White(1.2L,1350W)

Tray Model-B

Material	Melamine
Size	385x325x22.5mm



Black



White



B-H1268 Black(0.8L,1000W)



B-H0880S White(0.8L,1000W)




B-H1206-1(1L,1000W)

Tray Model-G

Material	ABS
Size	443x227x36mm



Black



White



G-H1268 Black(0.8L,1000W)



G-H1208(0.8L,800W)



G-K81 Black (0.8L,1000W)



G-K85(0.8L,1000W)



G-H1202(1.2L,1350W)



G-H1206(1.2L,1200W)

Tray Model-K

Material	ABS
Size	405x268x38mm



Black



K-H1262(0.6L,1000W)



K-H1263(0.6L,1000W)



K-H0881S(0.8L,1000W)



K-H1208 Gun(0.8L,800W)



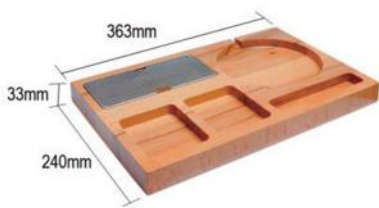
K-H1208(0.8L,800W)



K-H1206(1.2L,1000W)

Tray Model-W

Material	Wood
Size	363x240x33mm



W-H08805(0.8L,1000W)



W-H1208(0.8L,800W)



W-H1208 Gun(0.8L,800W)



W-H2002(1.2L,1350W)



W-H1205 Mat(1.2L,1000W)



W-H1206 Black(1.2L,1000W)

Tray Model-N42

Material	Wood
Size	420x315x25mm



Black



Wood



N42-H1262(0.6L,1000W)



N42-K81 (0.8L,1000W)



N42-H1268(0.8L,1000W)



N42-H1262(0.6L,1000W)



N42-H1268(0.8L,1000W)



N42-K81(0.8L,1000W)

FOLDABLE DESIGN

**HIGH SPEED
Hair Dryer-F18**



Motor RPM:10600RPM
Wind speed:-> 19m/s
Over heating protection
Power: 220-240V 50/60Hz 1600W



Hair Dryer-F17 Black



2 speed hot wind+cold wind
Safety button
Over heating protection
Power: 220-240V 50/60Hz 1600W



Hair Dryer-F17 White



2 speed hot wind+cold wind
Safety button
Over heating protection
Power: 220-240V 50/60Hz 1600W



Hair Dryer-F2

3 speed temperature + 2speed cold wind
Safety button
Over heating protection
Power: 220-240V 50/60Hz 1800-2100W



Hair Dryer-F6

2 speed hot wind + 1 speed cold wind
Safety button
Over heating protection
Power: 220-240V 50/60Hz 1400-1600W



Hair Dryer-F13

2 speed hot wind + 1 speed cold wind
Safety button
Over heating protection
Power: 220-240V 50/60Hz 1800-2100W



Hair Dryer-F12

2 speed hot wind
Over heating protection
Power: 220-240V 50/60Hz 1200-1400W



WALL-MOUNTED DESIGN

Hair Dryer-D01



2 speed hot wind
Safety button
Over heating protection
Power: 220-240V 50/60Hz 1300W



D01A (WITH SHAVER SOCKET 110V & 220V)
D01A-1 (WITH SHAVER SOCKET 220V)



Hair Dryer-D07-1 White

2 speed hot wind + cold wind
Safety button
Over heating protection
Power: 220-240V 50/60Hz 1200W



D07-1 (WITH SHAVER SOCKET 110V & 220V)
D07 (WITH SHAVER SOCKET 220V)



Hair Dryer-D02B

2 speed hot wind
Safety button
Over heating protection
Power: 220-240V 50/60Hz 1200W



Hair Dryer-D07-2 Black

2 speed hot wind + cold wind
Safety button
Over heating protection
Power: 220-240V 50/60Hz 1600W



D07-2 (WITHOUT SHAVER SOCKET 110V & 220V)
D07 (WITH SHAVER SOCKET 220V)



SEMI-CONDUCTOR MINIBAR

Model / BC-20A

Capacity: 20L
Size: W400*D422*H352mm
Power: 55W (220V-240V, 50Hz/60Hz)
ECO Temp: 4.5-15°C
Heater Power:10W



Model / BC-20BF

Capacity: 20L
Size: W400*D422*H352mm
Power: 55W (220V-240V, 50Hz/60Hz)
ECO Temp: 10-15°C
Heater Power:10W



Model / BC-40A

Capacity: 40L
Size: W400*D420*H530mm
Power: 55W (220V-240V, 50Hz/60Hz)
ECO Temp: 6.5-15°C
Heater Power:10W



Model / BC-30A

Capacity: 30L
Size: W400*D398*H480mm
Power: 55W (220V-240V, 50Hz/60Hz)
ECO Temp: 6.5-15°C
Heater Power:10W



Model / BC-30AF

Capacity: 30L
Size: W400*D398*H480mm
Power: 55W (220V-240V, 50Hz/60Hz)
ECO Temp: 10-15°C
Heater Power:10W



Model / BC-40G

Capacity: 40L
Size: W400*D420*H530mm
Power: 55W (220V-240V, 50Hz/60Hz)
ECO Temp: 10-15°C
Heater Power:10W



THERMO ABSORPTION MINI BAR

Model / XCS-30AS-BL

Capacity: 30L
Size: W400*D390*H480MM
Power: 65W (220V/60HZ,110V/60HZ)
Temperature Range: 4-10°C
N.W/G.W: 10kg/11kg



Model / XCS-30BS-BL

Capacity: 30L
Size: W400*D390*H480MM
Power: 65W (220V/60HZ,110V/60HZ)
Temperature Range: 8-14°C
N.W/G.W: 12kg/13kg



Model / XCS-40AS-BL

Capacity: 40L
Size: W410*D400*H550MM
Power: 65W (220V/60HZ,110V/60HZ)
Temperature Range: 6-10°C
N.W/G.W: 11.5kg/13kg



Model / XCS-40BS-BL

Capacity: 40L
Size: W405*D400*H550MM
Power: 65W (220V/60HZ,110V/60HZ)
Temperature Range: 10-16°C
N.W/G.W: 13.5kg/15kg



ABSORPTION MINI BAR

Model: XC-30A

Capacity: 30L
Size: W400 xD420 x H480mm
Power: 65W (220V-240V, 50Hz/60Hz)
Temperature Range: 0-8°C
N.W/G.W: 14.4KG/16.5KG



Model: XC-30B

Capacity: 30L
Size: W400 xD420 x H480mm
Power: 65W (220V-240V, 50Hz/60Hz)
Temperature Range: 5-12°C
N.W/G.W: 16.1KG/18.2KG



Model: XC-60A

Capacity: 60L
Size: W485x D500x H560mm
Power: 80W (220V-240V, 50Hz/60Hz)
Temperature Range: 0-8°C
N.W/G.W: 18.5KG/20.5KG



Model: XC-40A

Capacity: 40L
Size: W400 xD440 x H550mm
Power: 65W (220V-240V, 50Hz/60Hz)
Temperature Range: 0-8°C
N.W/G.W: 14.8KG/16KG



Model: XC-40B

Capacity: 40L
Size: W400 x D435 x H550mm
Power: 65W (220V-240V, 50Hz/60Hz)
Temperature Range: 5-12°C
N.W/G.W: 18.2KG/20.3KG



Model: XC-60B

Capacity: 60L
Size: W485x D495x H560mm
Power: 80W (220V-240V, 50Hz/60Hz)
Temperature Range: 5-12°C
N.W/G.W: 20.8KG/21.5KG



DRAWER DESIGN MINIBAR



Model / XC-50A
Absorption Mini Bar

Capacity: 50L
Size: L500x W550 x H430mm
Power: 80W (220V-240V, 50Hz/60Hz)
Temperature Range: 0-8°C
N.W./G.W: 20.5KG/18.2KG



Model / CB-21SA
Thermo Absorption Mini Bar

Capacity: 21L
Size: W385 x D455 x H375mm
Power: 63W (220V, 50Hz)
Temperature Range: 8°C
N.W./G.W: 9.4KG/10.5KG



HOTEL SAFE

MODEL / E2042A

size: 420 x 370 x 200mm



Model / E2042G

size: 420 x 370 x 200mm



MODEL / E2042U

size: 420 x 370 x 200mm



Model / E2042M

size: 420 x 370 x 200mm



MODEL / E2042BJ

size: 420 x 370 x 200mm



MODEL / E2042MJ

size: 420 x 370 x 200mm



HOTEL SAFE

MODEL / D1541MJ

size: 410 x 350 x 150mm



MODEL / D1541BJ

size: 410 x 350 x 150mm



MODEL / CT-2048BJ

size: 410 x 350 x 150mm



MODEL / D1541N

size: 410 x 350 x 150mm



MODEL / CT-2038G

size: 410 x 350 x 150mm



MODEL / CT-2048MJ

size: 410 x 350 x 150mm



STEAM IRON

Model / HS-05

Power:1800W
Product size:29.2x12.1x14.5cm
Plate size:21.9x12.1cm
Water tank:320ml
220-240V,50-60Hz



Model / HS-06

Power:1800W
Product size:29.2x12.1x14.5cm
Plate size:21.9x12.1cm
Water tank:320ml
220-240V,50-60Hz



Model / HS-08

Power:1000W
Product size:26.5x10.3x13.2cm
Giftbox dimension:
270x110x136mm
Power cord:1.8M
220-240V,50-60Hz



Model / HS-08

Power:1000W
Product size:26.5x10.3x13.2cm
Giftbox dimension:
270x110x136mm
Power cord:1.8M
220-240V,50-60Hz



WALL MOUNTED SERIES IRONING STATIONS



Model / IB-01

Color: Grey
Full Size: 1120x300mm
Board Size: 920x300mm
10mm Thickening
Maximum Height: 78cm
Height Adjustment: 7 Levels



Model / IB-01

Color: Black
Full Size: 1120x300mm
Board Size: 920x300mm
10mm Thickening
Maximum Height: 78cm
Height Adjustment: 7 Levels



Thick felt 10mm



Force supporting point
stengthening steel plate,
more stable



Standing



Model / IB-03

Color: Grey
Board Size: 1100x330mm
10mm Thickening Felt
Maximum Height: 85cm
Height Adjustment: 7 Levels



Model / IB-05

Color: Black
Board Size: 1100x330mm
10mm Thickening Felt
Maximum Height: 85cm
Height Adjustment: 7 Levels

WALL MOUNTED SERIES IRONING STATIONS



(Iron: HS-06, Iron Board: IB-01, Holder: IB02-5)



Model: IB02-5
Wall mounted type ironing holder
Apply to hang ironing board
Color: black/white
Size: H35xW13.5cm



(Iron: HS-08, Iron Board: IB-05, Holder: IB04-5)




Model: IB04-5
Ironing holder hanging to wardrobe
Color: black
Size: H42xW14xL13cm

WEIGHING SCALE

Model / H-02

Platform: Tempered glass
LCD size: 73x33mm
Size: 312x285x23mm
Max capacity: 180KG



Model / H-03

Platform: 5mm Tempered glass
LCD size: 61x25mm
Size: 312x285x20mm
Max capacity: 180KG



Model /GL-D1102

Platform: Tempered Glass platform
LCD size: 61x25mm
Size: 280x280x23mm
Max capacity: 180KG



Model / HS-1102

Platform: Tempered glass
LCD size: 61x25mm
Size: 300x300x 3mm
Max capacity: 180KG



Model / GL-D1M

Platform: Tempered glass/ABS
LCD size: 73x33mm
Size: 330x35mm
Max capacity: 180KG:



Model / GL-FD205

Platform: Tempered glass
LCD size: 80x30mm
Size: 300x300x6mm
Max capacity: 180KG



TELEPHONE



Model:SN-001B BLACK



BEIGE



Model:SN-0003 BLACK



BEIGE



Model:SN-0008 BLACK



BEIGE



Model:SN-0009 BLACK



BEIGE



Model:SN-0005 BLACK



BEIGE



Model:SN-0006 BLACK



BEIGE



Model:SN-0009B BLACK



BEIGE



Model:SN-0016BLACK



BEIGE



GLODE

DUST BIN

H Series

- *#410 Stainless steel material/
fire safe construction design
- *plastic liner for easy cleaning/
polished finish
- *Capacity: 3 litres-H8018
5 litres-H8019
12 litres-H8020



Leather Series

- *Double layer wastebin
- *Outer: wrapped with PU
leather (Different colors and
styles for leather are available)
- *Inner: iron painted
- *With chrome top
- *Shape: Round-RB-01
Oval-OB-02



WD-A1 Series

- * #410 Stainless steel material
- *Fire safe construction design
- * Plastic liner for easy cleaning
- * Color: Silver matte
- * Buffer closing device
- * Capacity: 5 litres-WD-A1-5L
7 litres-WD-A1-7L
9 litres-WD-A1-9L
12 litres-WD-A1-12L



WD-ST Series

- * #410 Stainless steel material
- * Fire safe construction design
- * Plastic liner for easy cleaning
- * Color: Silver matte
- * Buffer closing device
- * Capacity: 5 litres-WD-ST-5L
7 litres-WD-ST-7L
8 litres-WD-ST-8L
10 litres-WD-ST-10L
12 litres-WD-ST-12L
20 litres-WD-ST-20L



LUGGAGE HOLDER

Model / HM7215D

- *Strong metal frame with silver chrome
- *4 black durable straps
- *Easy fold up
- *Size: L550*W500*H700mm



Model / HS605462

- *Size:L600*W545*H620mm
- * Color: nature color
- *Material: beach wood
- *5 Black durable straps





DEBORA
A Holistic Wellness Skin Care Line



LAKUNA

LOOKING FOR GLOBAL DISTRIBUTOR AND AGENT

Website



Wechart



Whatsapp



YIWU LAKUNA IMPORT AND EXPORT CO.,LTD

Email : sales@yiwulakuna.com
Website : www.yiwulakuna.com
Add: Room 71049 ,5th floor , District 5,
Yiwu International Trade Market,Yiwu,Zhejiang, China

Email : sales@deborashop.com
Website : www.deborashop.com
Add: Room 71049 ,5th floor , District 5,
Yiwu International Trade Market,Yiwu,Zhejiang, China